

Informational Water Quality Report

CityCheck Deluxe

Client:

Ordered By:
Carmello, Allison 1 Maple St Unit 5 East Rutherford, NJ 07073 ATTN: Allison Carmello



6571 Wilson Mills Rd
Cleveland, Ohio 44143
1-800-458-3330

Sample Number: 949209

Location: Basement Kitchen, LCCS-2495
Kennedy Blvd.
Type of Water: City Water
Collection Date and Time: 5/24/2023 9:50 AM
Received Date and Time: 5/26/2023 9:24 AM
Date Completed: 6/20/2023

Definition and Legend

This informational water quality report compares the actual test result to national standards as defined in the EPA's Primary and Secondary Drinking Water Regulations.

Primary Standards: Are expressed as the maximum contaminant level (MCL) which is the highest level of contaminant that is allowed in drinking water. MCLs are enforceable standards.

Secondary standards: Are non-enforceable guidelines regulating contaminants that may cause cosmetic effects (such as skin or tooth discoloration) or aesthetic effects (such as taste, odor, or color) in drinking water. Individual states may choose to adopt them as enforceable standards.


Action levels: Are defined in treatment techniques which are required processes intended to reduce the level of a contaminant in drinking water.


mg/L (ppm): Unless otherwise indicated, results and standards are expressed as an amount in milligrams per liter or parts per million.


Minimum Detection Level (MDL): The lowest level that the laboratory can detect a contaminant.


ND: The contaminant was not detected above the minimum detection level.


NA: The contaminant was not analyzed.

 The contaminant was not detected in the sample above the minimum detection level.

 The contaminant was detected at or above the minimum detection level, but not above the referenced standard.

 The contaminant was detected above the standard, which is not an EPA enforceable MCL.

 The contaminant was detected above the EPA enforceable MCL.

 These results may be invalid.

Status	Contaminant	Results	Units	National Standards	Min. Detection Level
Inorganic Analytes - Metals					
✓	Aluminum	ND	mg/L	0.2	EPA Secondary 0.1
✓	Arsenic	ND	mg/L	0.010	EPA Primary 0.005
✓	Barium	ND	mg/L	2	EPA Primary 0.30
✓	Cadmium	ND	mg/L	0.005	EPA Primary 0.002
●	Calcium	16.7	mg/L	--	2.0
✓	Chromium	ND	mg/L	0.1	EPA Primary 0.010
●	Copper	0.014	mg/L	1.3	EPA Action Level 0.004
✓	Iron	ND	mg/L	0.3	EPA Secondary 0.020
✓	Lead	ND	mg/L	0.015	EPA Action Level 0.002
●	Lithium	0.001	mg/L	--	0.001
●	Magnesium	5.78	mg/L	--	0.10
✓	Manganese	ND	mg/L	0.05	EPA Secondary 0.004
✓	Mercury	ND	mg/L	0.002	EPA Primary 0.001
✓	Nickel	ND	mg/L	--	0.020
✓	Selenium	ND	mg/L	0.05	EPA Primary 0.020
✓	Silver	ND	mg/L	0.100	EPA Secondary 0.002
●	Sodium	40	mg/L	--	1
●	Strontium	0.068	mg/L	--	0.001
✓	Uranium	ND	mg/L	0.030	EPA Primary 0.001
●	Zinc	0.005	mg/L	5	EPA Secondary 0.004
Physical Factors					
●	Alkalinity (Total as CaCO3)	42	mg/L	--	20
●	Hardness	65	mg/L	100	NTL Internal 10
✓	pH	7.1	pH Units	6.5 to 8.5	EPA Secondary
●	Total Dissolved Solids	180	mg/L	500	EPA Secondary 20
Inorganic Analytes - Other					
✓	Bromate	ND	mg/L	0.010	EPA Primary 0.005

Status	Contaminant	Results	Units	National Standards		Min. Detection Level
✓	Bromide	ND	mg/L	--		0.5
●	Chloramine (Field)	0.2	mg/L	--		0.1
●	Chloride	73.0	mg/L	250	EPA Secondary	5.0
●	Chlorine-Free (Field)	0.30	mg/L	--		0.05
●	Chlorine-Total (Field)	0.5	mg/L	--		0.1
✓	Chlorite	ND	mg/L	1.0	EPA Primary	0.005
✓	Fluoride	ND	mg/L	4.0	EPA Primary	0.5
✓	Nitrate as N	ND	mg/L	10	EPA Primary	0.5
✓	Nitrite as N	ND	mg/L	1	EPA Primary	0.5
●	Ortho Phosphate	4.8	mg/L	--		2.0
●	Sulfate	9.0	mg/L	250	EPA Secondary	5.0
Organic Analytes - Trihalomethanes						
●	Bromodichloromethane	0.006	mg/L	--		0.002
✓	Bromoform	ND	mg/L	--		0.004
●	Chloroform	0.022	mg/L	--		0.002
✓	Dibromochloromethane	ND	mg/L	--		0.004
●	Total THMs	0.028	mg/L	0.080	EPA Primary	0.002
Organic Analytes - Haloacetic Acids						
✓	Dibromoacetic Acid	ND	mg/L	--		0.001
●	Dichloroacetic Acid	0.008	mg/L	--		0.001
●	Monobromoacetic Acid	0.001	mg/L	--		0.001
●	Monochloroacetic Acid	0.002	mg/L	--		0.001
●	Trichloroacetic Acid	0.013	mg/L	--		0.001
●	Total HAAs	0.024	mg/L	0.060	EPA Primary	0.001
Organic Analytes - Volatiles						
✓	1,1,1,2-Tetrachloroethane	ND	mg/L	--		0.002
✓	1,1,1-Trichloroethane	ND	mg/L	0.2	EPA Primary	0.001
✓	1,1,2,2-Tetrachloroethane	ND	mg/L	--		0.002

Status	Contaminant	Results	Units	National Standards		Min. Detection Level
✓	1,1,2-Trichloroethane	ND	mg/L	0.005	EPA Primary	0.002
✓	1,1-Dichloroethane	ND	mg/L	--		0.002
✓	1,1-Dichloroethene	ND	mg/L	0.007	EPA Primary	0.001
✓	1,1-Dichloropropene	ND	mg/L	--		0.002
✓	1,2,3-Trichlorobenzene	ND	mg/L	--		0.002
✓	1,2,3-Trichloropropane	ND	mg/L	--		0.002
✓	1,2,4-Trichlorobenzene	ND	mg/L	0.07	EPA Primary	0.002
✓	1,2-Dichlorobenzene	ND	mg/L	0.6	EPA Primary	0.001
✓	1,2-Dichloroethane	ND	mg/L	0.005	EPA Primary	0.001
✓	1,2-Dichloropropane	ND	mg/L	0.005	EPA Primary	0.002
✓	1,3-Dichlorobenzene	ND	mg/L	--		0.001
✓	1,3-Dichloropropane	ND	mg/L	--		0.002
✓	1,4-Dichlorobenzene	ND	mg/L	0.075	EPA Primary	0.001
✓	2,2-Dichloropropane	ND	mg/L	--		0.002
✓	2-Chlorotoluene	ND	mg/L	--		0.001
✓	4-Chlorotoluene	ND	mg/L	--		0.001
✓	Acetone	ND	mg/L	--		0.01
✓	Benzene	ND	mg/L	0.005	EPA Primary	0.001
✓	Bromobenzene	ND	mg/L	--		0.002
✓	Bromomethane	ND	mg/L	--		0.002
✓	Carbon Tetrachloride	ND	mg/L	0.005	EPA Primary	0.001
✓	Chlorobenzene	ND	mg/L	0.1	EPA Primary	0.001
✓	Chloroethane	ND	mg/L	--		0.002
✓	Chloromethane	ND	mg/L	--		0.002
✓	cis-1,2-Dichloroethene	ND	mg/L	0.07	EPA Primary	0.002
✓	cis-1,3-Dichloropropene	ND	mg/L	--		0.002
✓	DBCP	ND	mg/L	--		0.001
✓	Dibromomethane	ND	mg/L	--		0.002

Status	Contaminant	Results	Units	National Standards		Min. Detection Level
✓	Dichlorodifluoromethane	ND	mg/L	--		0.002
✓	Dichloromethane	ND	mg/L	0.005	EPA Primary	0.002
✓	EDB	ND	mg/L	--		0.001
✓	Ethylbenzene	ND	mg/L	0.7	EPA Primary	0.001
✓	Methyl Tert Butyl Ether	ND	mg/L	--		0.004
✓	Methyl-Ethyl Ketone	ND	mg/L	--		0.01
✓	Styrene	ND	mg/L	0.1	EPA Primary	0.001
✓	Tetrachloroethene	ND	mg/L	0.005	EPA Primary	0.002
✓	Tetrahydrofuran	ND	mg/L	--		0.01
✓	Toluene	ND	mg/L	1	EPA Primary	0.001
✓	trans-1,2-Dichloroethene	ND	mg/L	0.1	EPA Primary	0.002
✓	trans-1,3-Dichloropropene	ND	mg/L	--		0.002
✓	Trichloroethene	ND	mg/L	0.005	EPA Primary	0.001
✓	Trichlorofluoromethane	ND	mg/L	--		0.002
✓	Vinyl Chloride	ND	mg/L	0.002	EPA Primary	0.001
✓	Xylenes (Total)	ND	mg/L	10	EPA Primary	0.001
Organic Analytes - Others						
✓	2,4-D	ND	mg/L	0.07	EPA Primary	0.010
✓	Alachlor	ND	mg/L	0.002	EPA Primary	0.001
✓	Aldrin	ND	mg/L	--		0.002
✓	Atrazine	ND	mg/L	0.003	EPA Primary	0.002
✓	Chlordane	ND	mg/L	0.002	EPA Primary	0.001
✓	Dichloran	ND	mg/L	--		0.002
✓	Dieldrin	ND	mg/L	--		0.001
✓	Endrin	ND	mg/L	0.002	EPA Primary	0.0001
✓	Heptachlor	ND	mg/L	0.0004	EPA Primary	0.0004
✓	Heptachlor Epoxide	ND	mg/L	0.0002	EPA Primary	0.0001
✓	Hexachlorobenzene	ND	mg/L	0.001	EPA Primary	0.0005

Status	Contaminant	Results	Units	National Standards	Min. Detection Level
✓	Hexachlorocyclopentadiene	ND	mg/L	0.05 EPA Primary	0.001
✓	Lindane	ND	mg/L	0.0002 EPA Primary	0.0002
✓	Methoxychlor	ND	mg/L	0.04 EPA Primary	0.002
✓	Pentachloronitrobenzene	ND	mg/L	--	0.002
✓	Silvex 2,4,5-TP	ND	mg/L	0.05 EPA Primary	0.005
✓	Simazine	ND	mg/L	0.004 EPA Primary	0.002
✓	Total PCBs	ND	mg/L	0.0005 EPA Primary	0.0005
✓	Toxaphene	ND	mg/L	0.003 EPA Primary	0.001
✓	Trifluralin	ND	mg/L	--	0.002

We certify that the analyses performed for this report are accurate, and that the laboratory tests were conducted by methods approved by the U.S. Environmental Protection Agency or variations of these EPA methods.

These test results are intended to be used for informational purposes only and may not be used for regulatory compliance.

National Testing Laboratories, Ltd.

556 South Mansfield Street • Ypsilanti • Michigan •